



Sew Simply Stitched

QUILTING & SEWING RETREAT

MARCH 20-23, 2024

UINTAH CONFERENCE CENTER VERNAL, UT

www.sewsimplystitched.com

Class:	<i>Dream Catcher Quilt</i>	
Date/Time:	Thursday, March 21, 2024	3:45 pm to 6:45 pm
Instructor:	Carmen Geddes carmen.tensisters@gmail.com	
Class Tuition:	\$40	
Class Kit:	Easy Piecing Grid Kit: \$84 (20 panel package) Contact Instructor to order desired size.	
Skill Level:	All Skill Levels	



Class Description:

Create this heirloom quilt from squares! Choose from three sizes! This is from Tensisters NEW book Heirloom Quilts.

2" Finished 94" x 94", 1.5 inch Finished 70" x 70". 1" Finished 47" x 47" before borders

Fabric Requirements:

Cut 2" Squares from the following chart:

	(1056) from 2 7/8 Yards
	(184) from 1/2 Yard
	(80) from 1/4 Yard
	(137) from 1/2 Yard
	(114) from 3/8 Yard
	(148) from 1/2 Yard
	(104) from 3/8 Yard
	(144) from 1/2 Yard
	(110) from 3/8 Yard
	(132) from 1/2 Yard

Easy Piecing Grid Kits will be given out at the beginning of class.

Supplies Needed:

- Sewing Machine
- Basic Sewing Kit
- Small Iron and Pressing Station
- 6 Elmer's Washable school glue sticks or Sew-Line Glue Pens
- Applique Pressing Sheet



Sew Simply Stitched


QUILTING & SEWING RETREAT

MARCH 20-23, 2024

UINTAH CONFERENCE CENTER VERNAL, UT

www.sewsimplystitched.com

Class:	<i>Be Ewe-nique Quilt</i>	
Date/Time:	Thursday, March 21, 2024	3:45 pm to 6:45 pm
Instructor:	Carmen Geddes carmen.tensisters@gmail.com	
Class Tuition:	\$40	
Class Kit:	Contact Carmen for pricing	
Skill Level:	All Skill Levels	








Class Description:

Create this heirloom quilt from squares! Choose from three sizes! This is from Tensisters NEW book Heirloom Quilts.

2" Finished 94" x 94", 1.5 inch Finished 70" x 70". 1" Finished 47" x 47" before borders

Fabric Requirements:

Finished Size Squares:	Squares:	2"	1 1/2"	1"
 Background:	246	1 1/8 Yds	3/4 Yds	3/8 Yds
 Body:	320	1 1/2 Yds	1 Yd	1/2 Yd
 Body/Face/Legs	120	5/8 Yd	3/8 Yd	1/4 Yd
 Plus:	32	1/4 Yd	1/4 Yd	1/4 Yd
 Face/Leg	10	1/8 Yd	1/8 Yd	1/8 Yd
Optional 2 1/2" Borders:		1/2 Yd	1/2 Yd	1/4 Yd

Easy Piecing Grid Kits will be given out at the beginning of class.

Supplies Needed:

- Sewing Machine
- Basic Sewing Kit
- Small Iron and Pressing Station
- 6 Elmer's Washable school glue sticks or Sew-Line Glue Pens
- Applique Pressing Sheet